



RESTAURANT

MENU

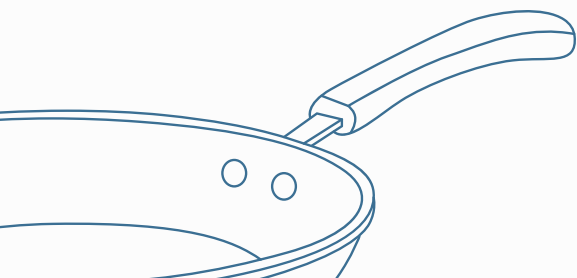
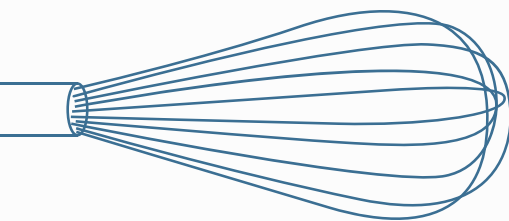
STARTERS



MAINS



DESSERTS



RESTAURANT MENU

TEACHER'S NOTES

Pair-work and role play, 30-45min.

First Part: 15-25min. based on the level of the group

1. Pre-teach food vocabulary and at the restaurant phrases. (You can do this a lesson before, so you will have more time for the activity itself)
2. Divide students into pairs and explain that they are going to write a menu for their new restaurant.
 - 2.1 First, they have to decide on the type of cuisine that they will offer (e.g. Italian, Asian, French, etc.), then they have to choose the name of the restaurant which they will write into the blank space at the top of the menu.
 - 2.2 After that, they will write three to five meals for each section (starters, mains, desserts) including the price. Let them be creative! Circulate and help as needed.

Second Part: 15-20min.

3. When they've finished writing the menu, explain that one Student from each pair will become the Customer and the other one the Waiter. The Waiter will stay at their place BUT the Customer will stand up, walk 'into' another restaurant and order something. The Waiter will politely explain the menu and take the order, the Customer will politely order and pay. Let them try at least 2 or 3 'restaurants'.